
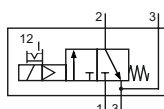


Technical details

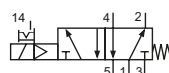
Connection	G1/4, Namur
Nominal size	6 mm
Temperature range	-30°C ... +80°C
Medium	Filtered, oil-free and dried compressed air according to ISO 8573-1:2010, Class 7:2:4, instrument air, free of aggressive additives. Alternatively the pressure dew point must be at least 10°C below lowest occurring ambient temperature.
Materials	Body: stainless steel 1.4571, seals: PU, NBR, inner parts: stainless steel 1.4305
Protection	IP 65 according to EN 60529
	Valves in accordance with 2014/34/EU (ATEX) available. (Chapter 13)



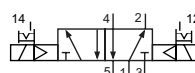
Electrically operated spool valve. The manual override is detent and is operated by screw driver. The location pin, screws and seals are included.

3/2-Wege-Ventil


KNX-55-311-HN-xxx
 3/2-way, single solenoid, mechanical spring return, NC

5/2- and 5/3-way-valves


KNX-55-511-HN-xxx
 5/2-way, single solenoid, mechanical spring return



KNX-55-520-HN-xxx
 5/2-way, double solenoid

Please complete: xxx = electrical option

Electrical options

Nominal voltage	Power consumption	Specifics	Plug connection*1	-xxx
24 V DC	4.2 W		Form B industrial norm	-F42

*1 Plug socket not included, suitable plug sockets see page 6-03.

Technical data

Model-no.:	KNX-55-311	KNX-55-511	KNX-55-520
Operating pressure (bar)	3 ... 8	3 ... 8	3 ... 8
Pilot pressure (bar)	3 ... 8	3 ... 8	3 ... 8
Flow rate (NI/min)	1280	1060	1050
Response time (ms) at 6 bar	on: 13 off: 47	on: 12 off: 74	on: 14 off: 14
Weight (kg)	0.670	0.660	0.720

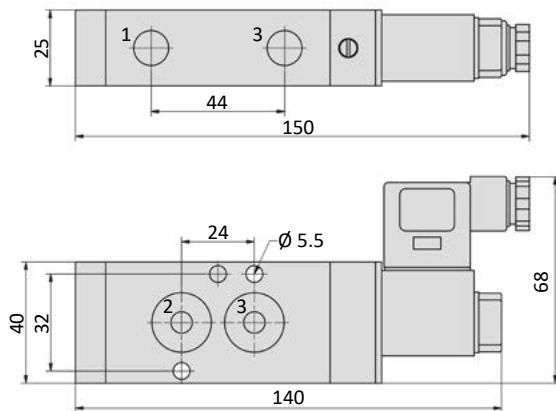
Series KNX-55

NAMUR

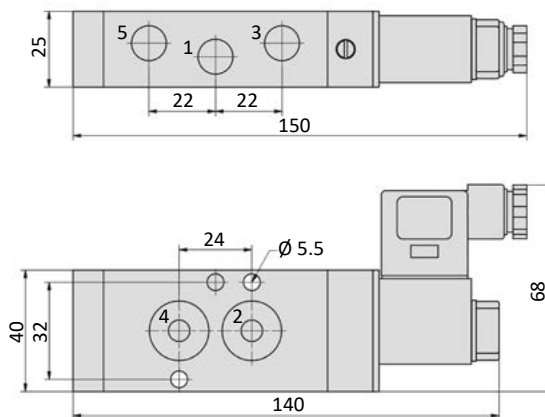


Dimensions

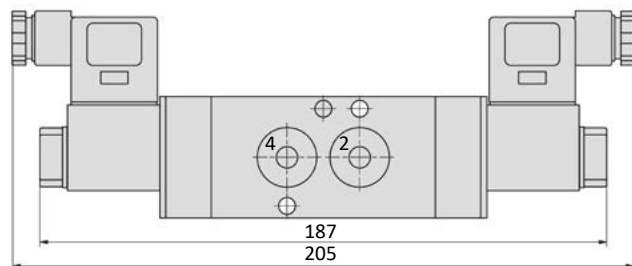
KNX-55-311-HN



KNX-55-511-HN



KNX-55-520-HN



1 = pressure inlet
2,4 = outlets
3,5 = exhausts

Plug socket (not included in scope of delivery) can be repositioned by 180°.
Solenoid coil can be repositioned.

Accessories



Plug sockets: page 6-14

Plug sockets

Form B industrial norm

Overall width	22 mm
Contact distance	11 mm
Contacts	2P + E
Protection	IP 65 according to EN 60529 requires a flat gasket
For use with series	ICK-09, ICK-10, KMX-09, KMX-10, ICKN-55, KNX-55

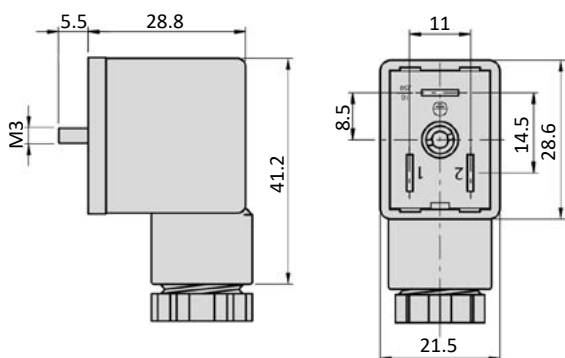


Model-no.:	28-ST-01	28-ST-04-112	28-ST-04-127	28-ST-06-112	28-ST-06-127	28-ST-06-K3-112*	28-ST-06-K3-127*
Voltage (AC/DC)	0 - 250 V	10 - 50 V	70 - 250 V	24 V	230 V	24 V	230 V
Status indicator	no	yes	yes	yes	yes	yes	yes
Protective circuit	no	no	no	yes (varistor)	yes (varistor)	yes (varistor)	yes (varistor)
Connecting cable	without	without	without	without	without	3 m	3 m
Wire cross section	max. 1.5 mm ²	max. 1.5 mm ²	max. 1.5 mm ²	max. 1.5 mm ²	max. 1.5 mm ²	3 x 0.75 mm ²	3 x 0.75 mm ²
Ø Connecting cable	6 - 8 mm	6 - 8 mm	6 - 8 mm	6 - 8 mm	6 - 8 mm		

* These plug sockets are fitted with integrated flat gaskets.

Dimensions

Form B industrial norm



Solenoid coils

Form B industrial norm

Overall width	22 mm
Contact distance	11 mm
Contacts	2P + E
Protection	IP 65 according to EN 60529 with connected plug socket
Duty cycle	100 %
Temperature range*	-40°C ... +80°C
Voltage tolerance	± 10 %
For use with series	ICK-09, ICK-10, KMX-09, KMX-10, ICKN-55, KNX-55



* The max. applicable operating temperature, depends on the temperature specification of the used valve.

Model-no.:	23-SP-060-1-712
Voltage	24 V DC
Power consumption DC	4.2 W
Power consumption AC	-
Specifics	enhanced humidity resistance

Dimensions

Form B industrial norm

